




How to Log-in to Blocklogy

Step1: Click on Sign In button



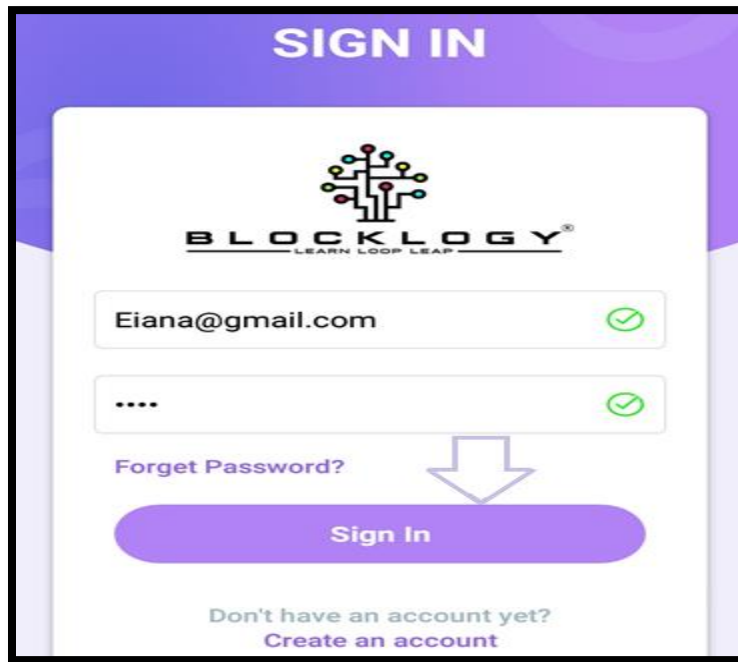
Step2: To get Sign in follow the below steps

1. Enter your Email
2. Enter your password





Step3: Click on Sign In button



Step4: You are successfully Log In



How To Buy Courses in Blocklogy

Step 1: Click on Courses



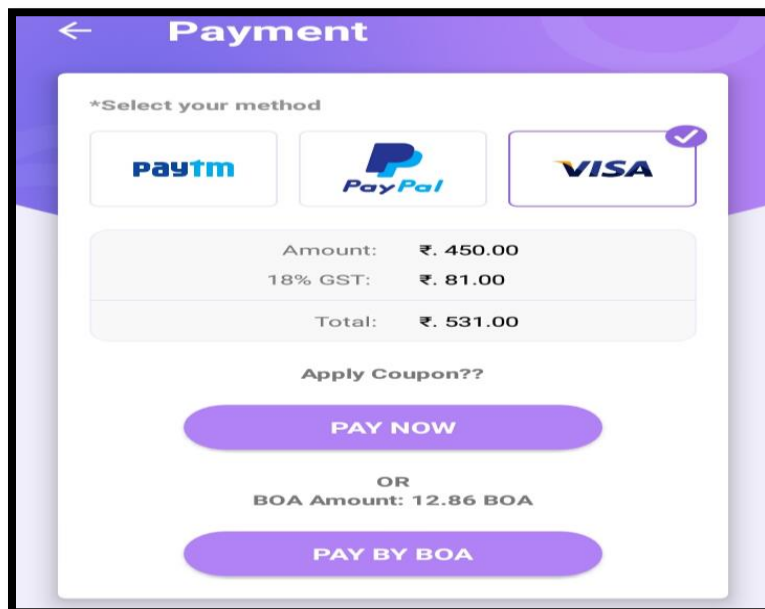
Step 2: Select the course which you want to buy: **E.g.** Software Testing



Step 3: Click on Master Course to unlock the whole course.



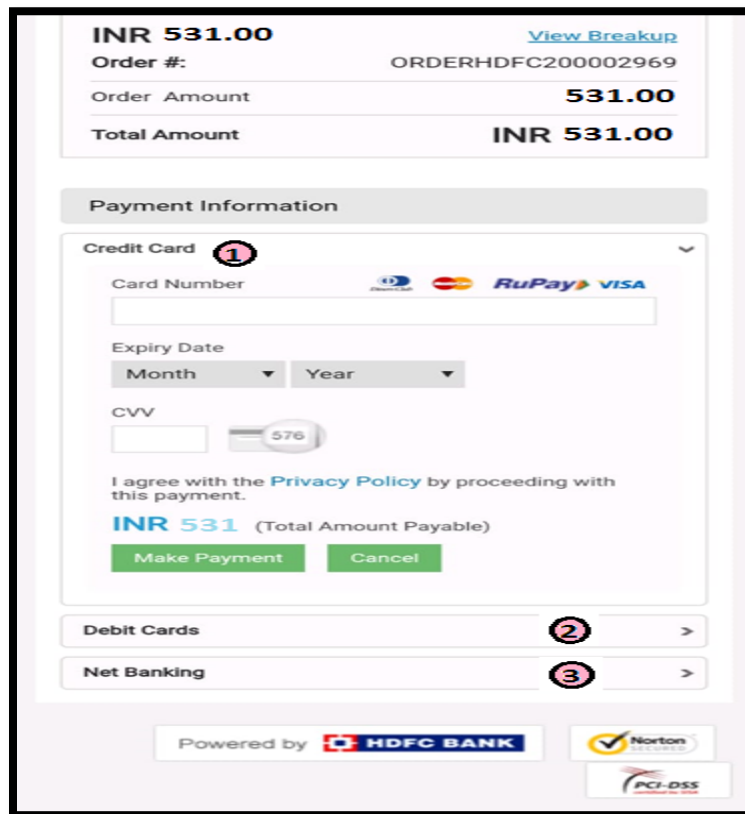
Step 4: Select your payment method (Paytm/PayPal /VISA or BOA)



Step 5: Click on Pay Now.

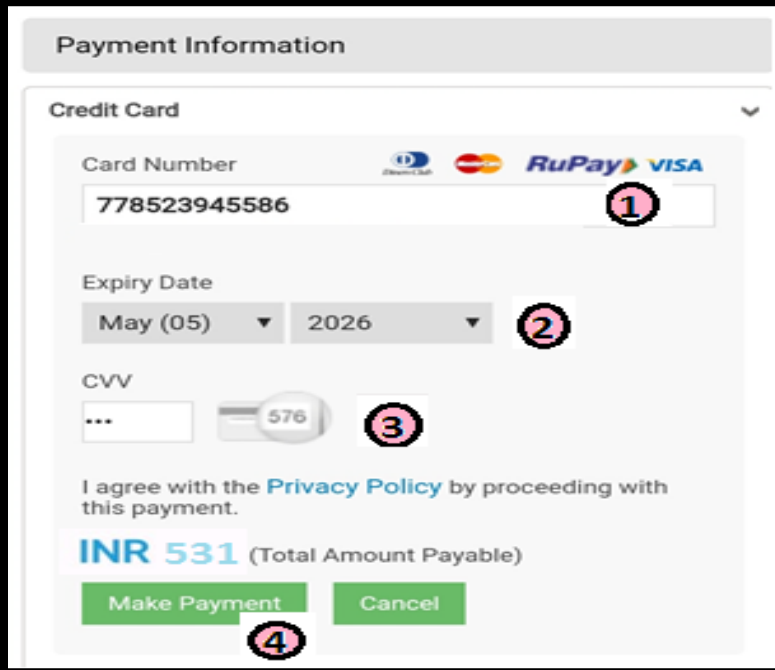


Step 6: Select your Payment Information (1.Credit card/2.Debit card/3.Net banking)




Step 7: To Enter Your Card details follow the mentioned steps:

1. Enter your card number
2. Select your card Expiry Date
3. Enter your CVV
4. Click on Make payment



Payment Information

Credit Card

Card Number  778523945586 ①

Expiry Date May (05) 2026 ②

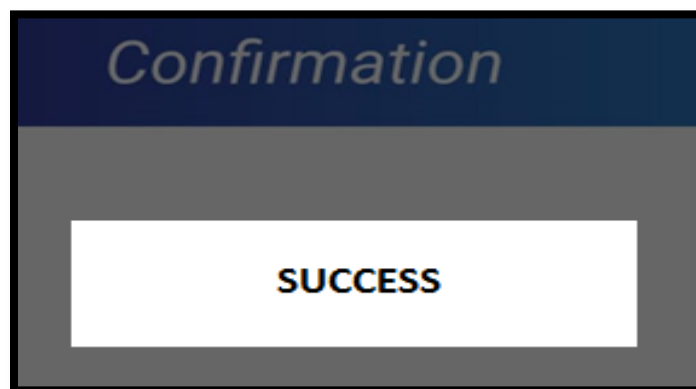
CVV ... 576 ③

I agree with the [Privacy Policy](#) by proceeding with this payment.

INR 531 (Total Amount Payable)

Make Payment ④ Cancel

Step 8: Payment Successful



Step 9: Now you have successfully access to your Software Testing course

